

KENDRIYA VIDYALAYA SSG CISF SURAJPUR

AUTUMN BREAK HOLIDAY HW

CLASS 1

INSTRUCTIONS :

Dear Students!


- Your autumn break will commence from 3rd oct 2022 to 13 th oct 2022 .
- School will reopen on 14th Oct 2022
 - ❖ All the work should be hand-written.
 - ❖ Original drawings / illustrations and creative use of material will be appreciated.
 - ❖ Present your work on A-4 size sheets and put it in an attractive folder with your name and class clearly written at the top.
 - ❖ Keep all your A-4 size work in Leaf File Folder
- The work will be evaluated for all the subjects on the following parameters.
 1. Idea and content
 2. Presentation
 3. Ability to answer the questions
 4. Innovativeness.
 5. Creativity.

**WISHING ALL OF YOU A VERY ENJOYABLE AND FUN-PACKED
AUTUMN BREAK!!**


ENGLISH

1. Read any one book from the reading list given below.

(a) Reading it yourself with Lady Bird – level 1



(b) Jungle Book



(c) The Best Me I Can Be – Scholastic

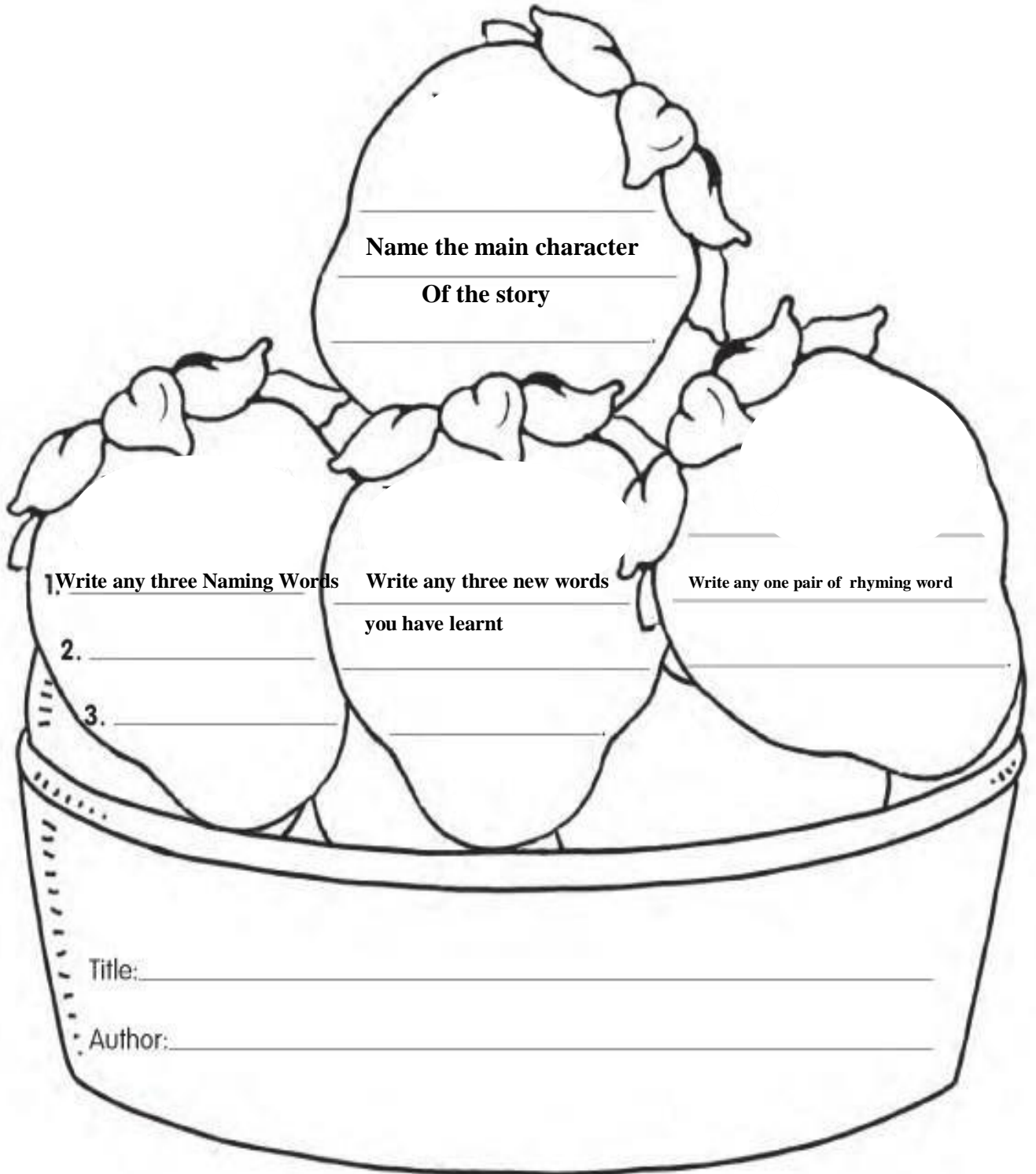


(d) Any book from Children Book Trust

2) On the basis of the book read by you complete the worksheet given on the next page

A "Berry" Good Book!

Directions: Fill in each strawberry to tell about your book.



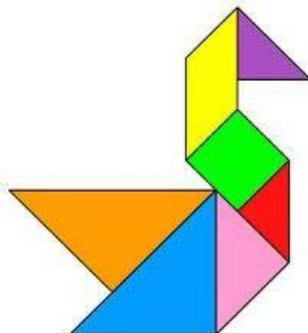
MATHS

1. Make four addition or subtraction cards of the size 3'' by 5'' using coloured A4 sheets. Paste the picture of your favourite cartoon character you like the most on one side and on the other side write the addition or subtraction questions. One example is given below for your reference.



$$\begin{array}{r} 4 \\ + 5 \\ \hline \end{array}$$

2. Look at the picture given below and identify the shape and also write number of shapes in it :



Find the hidden number names (one to ten) and colour them .You can go across or down.

O	E	T	W	O	H	F	O	U	R
N	V	K	W	R	J	P	A	F	N
E	V	X	E	I	G	H	T	Z	C
W	M	U	E	K	L	U	Y	X	I
T	H	R	E	E	G	H	J	Q	E
W	E	R	Y	R	Q	Z	L	T	S
R	M	O	P	N	A	F	R	Z	E
Z	S	I	X	I	E	I	B	V	V
X	G	F	N	N	K	V	D	T	E
T	E	N	H	E	M	E	Y	H	N

हिंदी

1. पकौड़ी , छुक - छुक गाड़ी कविता उचित हाव -भाव व लय के साथ याद करें ।
2. जल , थल व वायु यातायात के चार - चार साधनों के चित्र चिपकाकर हिंदी में नाम लिखें। (प्रोजेक्ट)
किसी एक यातायात के साधन का मॉडल बनाएँ । (जैसे माचिस की डिब्बियों से रेलगाड़ी आदि)
3. पौष्टिक व अपौष्टिक खाने की वस्तुओं के पाँच -पाँच चित्र चिपकाकर नाम लिखें ।
4. हिंदी की किताब पढ़ने का अभ्यास करें ।
5. अ , आ , इ , ई , उ , ऊ , ए , ऐ , ओ , औ प्रत्येक मात्रा वाले 5-5 शब्द लिखें ।

EVS

1. Make models of five vessels used to store water /utensils used in the kitchen like pot, bucket, bottle, jug, mug .(project)
2. Make a poster / write a slogan on save water. Parents should let the child make it himself or herself, only guide them. (A-4 size sheet)
3. Learn a poem in hindi / English related to water and home each. (varsha rani, rain rain go away, mera pyara ghar or any other of your choice)